

Steps to apply for the TC on the SPEA Portal

- Step 1 – Type the link <https://daleel.spea.shj.ae> on your web browser and click on Sign in with UAE PASS
- Click on the language icon to change the language

The screenshot displays the login interface for the DaleelSystem. The browser's address bar contains the URL daleel.spea.shj.ae/auth/login. The main content area is a dark blue panel with the heading "Sign in". Below the heading, it prompts the user to "Please enter email / phone number and password". There are two input fields: "Email / Phone number" and "Password". The "Email / Phone number" field has a red asterisk and a "Field is required" error message. The "Password" field also has a red asterisk and a toggle icon for visibility. A green arrow points to the "Sign in" button. Below the "Sign in" button is a "Sign in with UAE PASS" option. At the bottom right of the panel is a "Create account" link. The footer of the page contains the text "Sharjah Private Education Authority ©2024 All rights reserved" and the version number "V.2.9.40".


- Step 2 - Login to your UAE PASS with your Mobile Number

Not syncing UAE PASS

Microsoft Edge
Would you like to set Microsoft Edge as your default browser?
Set as default Not Now

https://ids.uaepass.ae/authenticationendpoint/login.do?acr_values=urn%3AAsafelayer%3Atws%3Apolices%3Aauthentication...

Microsoft Edge
Would you like to set Microsoft Edge as your default browser?
Set as default Not Now



Login to UAE PASS

Emirates ID, email, or phone eg. 971500000000

Remember me

Login

Don't have UAEPASS account? [Create new account](#)

[Recover your account](#)

Home About Support FAQ Kiosk Locations Service Provider

Privacy - Terms

32°C Sunny Search PRE 9:18 AM 01/05/2024

Step 3 – Select the same on your device to move forward

Microsoft Edge
Would you like to set Microsoft Edge as your default browser? Set as default Not Now

UAE PASS

https://ids.uaepass.ae/authenticationendpoint/polling.jsp?acr_values=urn%3Aasafelayer%3Atws%3Apolices%3Aauthenticatio...

Not syncing

UAE PASS

Login request from

Daleel Web Portal

Open your UAE PASS app, select the number shown and confirm to login

42

Waiting for your confirmation...

32°C Sunny

Search

ENG US

9:18 AM 01/05/2024

Step 4: Please click this icon for translation in English.

daleel.spea.shj.ae/dashboard

Log In :: 41 Books to Motivat... 10 Powerful Habits... Intentional Reading... Best PDF to JPG Co... Ambassador - One... Copy a Folder in Go... All Bookmarks

لوحة التحكم

الصفحة الرئيسية / لوحة التحكم

العربية

English

إضافة ابن جديد

الأبناء المسجلين

لا يوجد بيانات

الأبناء غير المسجلين

الرئيسية

الشهادات

طلباتي

DALEEL

هيئة الشارقة للتعليم الخاص
SHARJAH PRIVATE EDUCATION AUTHORITY

javascript:void(0);

Step 5 – Click on the student name

هيئة الشارقة للتعليم الخاص
SHARJAH PRIVATE EDUCATION AUTHORITY

دليل
DALEEL

Home page My requests

2

URY

Child Details X

Withdrawn children

Click on the student name

11 Year

Relative relation father

Re-registration

V.2.5.4

Step 6 – Click on send request



Home page My requests



Child Details X

Child details

Home page > Child details

Contact with school



11 Year Unregistered

Daleel number2 113477

Send request v

- Send repeate studyPhase request
- Send request to edit personal info
- Send withdrawal request
- Exemption from subject
- Request to issue a certificate



Personal info

Acceptance info

Attendance and Absence

Student attachedment

Certificate list

Student behavior

M



Step 7 a – Select the type of the certificate

The screenshot shows a web application interface for the Sharjah Private Education Authority (SPEA) and Daleel. The header includes the SPEA logo, the Daleel logo, and navigation links for "Home page" and "My requests". A notification bell icon with a red "2" and a user profile picture are also visible. Below the header, there are two "Child Details" tabs. The main content area is titled "Certificates" and includes a breadcrumb "Home page > Certificates". A card titled "Issue new certificate" contains a "Type of certificate" label and a dropdown menu with the text "Choose certificate" and a downward arrow. A blue arrow points to the dropdown menu. On the right side, a vertical sidebar contains a search bar and a list of items, including "quest" and "l info".

Step 7 b Select transfer certificate

DALEEL

Child Details X

Certificates

Home Continuing Education

Transfer



Good Behavior

Choose certificate



Certificate list

Step 8 – Click on the 'Save' button

Child Details X

Certificates

Home page > Certificates

Issue new certificate

Type of certificate

Transfer

Transfer

Certificate fee 15 Dirham

Save



Note : "شهادات الانسحاب (الانتقال) لا يمكن طلبها الا من قبل الأشخاص المنسحبين من قبل"

Step 9a – Complete the payment process



هيئة الشارقة للتعليم الخاص
SHARJAH PRIVATE EDUCATION AUTHORITY

Home page My requests



Certificates X

Certificates

Home page > Certificates

Issue new certificate

Type of certificate

Transfer

School year

2024-2025

Transfer

Certificate fee 15 Dirham
[Add required information](#)

Note : "شهادات الانسحاب (الانتقال) لا يمكن طلبها الا من قبل الأشخاص المنسحبين من قبل"

Step 9b – Complete the payment process

هيئة الشارقة للتعليم الخاص SHARJAH PRIVATE EDUCATION AUTHORITY

دليل DALEEL

Home page My requests




2

Child Details X | Certificates X

Reset Search

Select certificate to print → Payment

Note : " You should only select certificate that has pending for payment status only "

<input type="checkbox"/>	Certificate name	Certificate fee	Son's name	Issurance Date	Referance Number	Certificate status
<input type="checkbox"/>	 Transfer certificate	15 Dirham		--		Pending For Payment ×

Step 10 – Download the certificate

Home page My requests

هئية الشارقة للتعليم الخاص SHARJAH PRIVATE EDUCATION AUTHORITY




دليل DALEEL

KOUSHIK CHOUDHURY BABLU CHOUDHURY

Child Details X Certificates X

Select certificate to print Payment

Note : " You should only select certificate that has pending for payment status only "

Certificate name	Certificate fee	Son's name	Issurance Date	Referance Number	Certificate status	
 Transfer certificate	15 Dirham		11 December 2023		Paid	View 